

Professional Advice, Guidance and Support

NHS Scotland National Cleaning Compliance Report Domestic and Estates Cleaning Services Performance 2022/2023

Quarter 4: January 2022 – March 2022

1. Introduction	1
2. Background	2
Estates Monitoring	2
Monitoring and Improvement	2
Facilities Monitoring Tool	3
Facilities Support Team	3
3. Domestic Services – Key Findings for 4th Quarter	6
Key Findings – Pan Scotland	6
Health Board Level Data	6
Zone Level Data	6
NHS Borders	6
HFS Perspective – NHS Borders	7
4. Domestic Services - Graphs	8
5. Estates Services - Key Findings for 4th Quarter	11
Key Findings – Pan Scotland	11
Health Board Level Data	11
Zone Level Data	11
NHS Forth Valley	11
HFS Perspective - NHS Forth Valley	12
NHS Greater Glasgow & Clyde	12
HFS Perspective - Greater Glasgow & Clyde	13
NHS Grampian	13
HFS Perspective – NHS Grampian	14
6. Estates Services - Graphs	15
Appendix 1 - Methodology	18

1. Introduction

1.1 Cleaning functions in NHS Scotland are carried out as part of the duties of a number of healthcare professionals; this includes Nurses, Domestic staff, Estates Officers, and Ambulance staff to name a few. Specific responsibilities for cleaning duties vary by Health Board and sometimes within each Health Board.

This report covers the cleaning functions carried out by Domestic staff and Estates staff.

As one part of their duties Domestic staff clean parts of the ward environment like the floors, toilets, sinks, etc. They also clean other areas of the healthcare facility such as corridors, offices, foyer, etc. They generally do not clean near patient equipment e.g. the patient bed tray, the upper half of the patient bed or drip stands, etc.

In the context of this report, 'Estates' reporting refers to issues with the fabric of the building which impede effective cleaning activity. This report does not present information on the whole of the Estates function e.g. water systems, heating, ventilation etc. across all healthcare facilities.

This report presents data on compliance with the requirements set out in the NHS Scotland National Cleaning Services Specification (NCSS). The NCSS set out the requirements for the minimum frequency and methods of cleaning carried out by Domestic staff. It sets out the same requirements for Estates staff when cleaning the Estates fabric.




The report includes data on the 18 Scottish NHS Boards that offer inpatient services or deal directly with patients, as follows:

- the 14 NHS Scotland Territorial Boards;
- 4 Special Health Boards - Golden Jubilee National Hospital, The State Hospitals Board for Scotland, Scottish Ambulance Service and the Scottish Blood Transfusion Service (part of NHS National Services Scotland).

All healthcare facilities and component parts e.g., wards, treatment rooms, corridors, etc. are expected to be at least 90% compliant with the requirements set out in the NCSS. Boards, zones or major sites (A1 and A2 hospitals) which receive an Amber or Red compliance rating must develop an action plan to address the issues identified through the monitoring process.

This will be submitted to Health Facilities Scotland, and a summary of the action plan will be included in this report.

The report indicates the status of each NHS Board using a traffic light system as below:

	Colour	Description
	Green	compliance level 90% and above - Compliant
	Amber	compliance level between 70% and 90% - Partially compliant
	Red	compliance level below 70% - Non-compliant

2. Background

- 2.1 Healthcare Associated Infection (HAI) is a priority issue for NHS Scotland, in terms of the safety and well-being of patients, staff and the public.

The HAI Task Force was established in 2003 to take forward the Ministerial HAI Action Plan 'Preventing Infections Acquired While Receiving Healthcare' (October 2002). Cleaning services are an essential part of the multidisciplinary approach to tackling HAI. For prevention and control of infection to work effectively, critical activities such as cleaning and hand hygiene have to be embedded into everyday practice.

As part of its work programme, the HAI Task Force developed the 'NHS Scotland Code of Practice for the Local Management of Hygiene and HAI' and the 'NHS Scotland National Cleaning Services Specification'. These documents include guidance on cleanliness and hygiene, effectively setting minimum standards for the healthcare environment. They were issued to NHS Boards in May 2004.

The HAI Task Force commissioned Health Facilities Scotland (HFS) to develop a monitoring framework for the NHS Scotland National Cleaning Services Specification. This was developed in consultation with a range of stakeholders within NHS Scotland and was implemented in April 2006. The first quarterly report was published in August 2006 and covered cleaning provided by Domestic services in NHS facilities.

Estates Monitoring

- 2.2 In 2009 the HAI Task Force asked HFS to look at extending the scope of the cleaning monitoring tool to cover Estates services as well as Domestic services.

HFS took forward this work in partnership with NHS Scotland Boards and built the Estates monitoring system as an extension to the existing Domestic monitoring system.

In the context of this report, 'Estates' reporting refers to issues with the fabric of the building which impede effective cleaning activity. This report does not present information on the whole of the Estates function e.g. water systems, heating, ventilation, etc. across all healthcare facilities.

Monitoring and Improvement

- 2.3 Monitoring, in this context, is defined as the ongoing assessment of the outcome of cleaning and Estate's maintenance processes to assess the extent to which corrective procedures are being carried out correctly, to identify any remedial action which is required and to provide an audit trail.

An essential component of any monitoring framework is the fundamental principle of continuous improvement. Therefore, the monitoring framework not only provides a reporting mechanism, but a rectification process that can be used locally to identify, prioritise and address issues of non-compliance.

Further information on the monitoring framework is available from <https://www.nss.nhs.scot/publications/national-facilities-monitoring-framework-manual-v-30/>.

The methodology behind the monitoring process is described in [Appendix 1](#).

Facilities Monitoring Tool

- 2.4 In April 2012 a digital Facilities Management Tool (FMT) became operational across Scotland. The tool moved data collection from a paper and spreadsheet-based data collection to an online system that uses handheld devices and web-based data transfer. This report is produced using data from this national system.

Facilities Support Team

- 2.5 The Facilities Support Team within Health Facilities Services is available to boards as an additional support mechanism, to provide day-to-day support to FMT system users, and training and guidance where needed. In addition to this activity, the support team can provide site or board specific support if areas are experiencing issues meeting the compliance levels described in this report or are seeking to improve the general quality and consistency of audit practice.

NHS Scotland Cleaning Compliance Quarter 4 2021-22 - Domestic and Estates Services

Non Territorial Boards	Health Board & Zones	Domestic Result	Estates Result
	NHS Scottish Ambulance Service	96.5	94.9
	East Central Region	96.7	94.9
	North Region	98.0	96.1
	South East Region	99.0	96.8
	West Region North	95.4	96.1
	West Region South	95.3	90.1
	NHS State Hospital	96.3	98.9
	NHS Golden Jubilee	98.0	98.0
	NHS N5S – SNBTS	94.4	97.8

Health Board & Zones	Domestic Result	Estates Result
NHS Highland	95.9	97.6
A&B CHP	95.8	98.3
New Craigs	98.3	98.9
North and West Highland	96.5	95.9
Raigmore	94.7	98.2
South & Mid Highland	98.9	98.2

Health Board & Zones	Domestic Result	Estates Result
NHS Shetland	98.1	99.7

Health Board & Zones	Domestic Result	Estates Result
NHS Orkney	95.9	99.7

Health Board & Zones	Domestic Result	Estates Result
NHS W.Isles	96.1	99.4

Health Board & Zones	Domestic Result	Estates Result
NHS Forth Valley	95.0	94.6
Bells'dyke	94.8	90.0
Boness	95.3	94.2
CCHC	95.5	93.7

Health Board & Zones	Domestic Result	Estates Result
NHS Grampian	93.8	93.8
Aberdeen Maternity Hospital, RACH & Outlying Areas	94.1	94.8
Aberdeen Royal Infirmary	93.7	95.5
Aberdeenshire North & Moray Community	94.4	91.2
Aberdeenshire South & Aberdeen City	93.5	89.9
Dr Grays Hospital	93.7	92.3
Foresterhill Campus	93.2	93.7
Royal Cornhill Hospital	94.4	92.1
Woodend Hospital	92.8	95.4

Health Board & Zones	Domestic Result	Estates Result
NHS Tayside	94.8	99.3
Brechin-Montrose-Links	96.9	97.0
Kings Cross Community	97.5	95.5
Kingsway Care Centre	93.9	98.9

Falkirk Community Hospital	93.8	86.1
FV North Sector	95.8	96.5
FV South Sector	94.6	91.5
FVRH	95.6	97.1
SCH	93.0	95.3

Health Board & Zones	Domestic Result	Estates Result
NHS GGC	95.3	95.7
Admin Bases	91.2	99.5
Hospitals	95.1	95.2
East Dunbartonshire HSCP	96.2	99.7
East Renfrewshire HSCP	97.9	100.0
Glasgow City HSCP - North East Sector	96.0	99.1
Glasgow City HSCP - North West Sector	94.9	99.2
Glasgow City HSCP - South Sector	96.2	99.3
Inverclyde HSCP	95.4	88.1
Renfrewshire HSCP	97.8	99.4
West Dunbartonshire HSCP - Glasgow	91.8	100.0
West Dunbartonshire HSCP - Lomond	96.0	99.4

Health Board & Zones	Domestic Result	Estates Result
NHS Lanarkshire	95.1	96.4
Halmies	93.9	96.9
Monklands	94.9	92.8
North	97.2	98.9
South	98.3	98.9
Wishaw	95.5	98.0

Health Board & Zones	Domestic Result	Estates Result
NHS Ayr and Arran	95.8	97.7
East	96.0	97.9
North	95.6	98.4
South	95.5	97.1

Health Board & Zones	Domestic Result	Estates Result
NHS Dumfries and Galloway	96.6	99.6
CRH	97.7	99.3
DGRI	96.5	99.6
PCCD East	96.1	100.0
PCCD West	97.0	99.8

Health Board & Zones	Domestic Result	Estates Result
NHS Borders	95.6	98.5
Borders General Hospital	96.0	98.3
Community	94.9	99.4
Mental Health	97.0	98.8
Non-clinical	87.5	95.7

Ninewells Hospital	93.4	99.8
Perth Royal Infirmary	95.7	100.0
Perthshire Community Hospitals & H.C	96.8	99.9
Royal Victoria Hospital	96.0	99.5
Stracathro	95.8	97.2
Strathmartine-Dudhope	95.8	99.8
Whitehills-Arbroath-Kirriemuir-Carnoustie	95.8	96.9

Health Board & Zones	Domestic Result	Estates Result
NHS Fife	96.2	96.8
Central Fife	96.7	95.1
Lynebank Hospital	97.7	96.9
North East Fife	94.4	98.1
Queen Margaret Hospital	96.9	96.5
Stratheden	96.2	94.0
Victoria Hospital	95.9	97.5

Health Board & Zones	Domestic Result	Estates Result
NHS Lothian	95.7	97.2
East & Mid Lothian	96.7	97.2
Edinburgh Acute	95.2	96.0
Edinburgh Community	94.7	98.5
Edinburgh Royal Infirmary	95.7	97.6
External Contractors Sites	92.8	97.6
West Lothian	96.9	97.2

Compliance Key	less than 70%	between 70% - 90%	90% or higher
-----------------------	---------------	-------------------	---------------

3. Domestic Services – Key Findings for 4th Quarter

Key Findings – Pan Scotland

- 3.1 Scotland’s overall total score in Quarter 4 for 2021/22 was Green at 95.5%, which is slight increase from the 95.3% achieved in the previous quarter.

Health Board Level Data

- all NHS Boards have achieved an overall Green compliance rating;
- all A1 sites have achieved an overall Green compliance for Domestic services;
- all A2 sites have achieved an overall Green compliance for Domestic services.

Zone Level Data

- 3.2 In each NHS Board there are a number of zones reflecting how domestic cleaning is managed and reported locally across the NHS Board. In larger NHS Boards there are a number of zones, in smaller NHS Boards there may only be one zone, which covers the whole of the NHS Board.

All zones across Scotland have achieved an overall Green compliance rating for Domestic Services, with the exception of the zones detailed below.

NHS Board and zone level cleaning audit data is presented graphically on [pages 5 and 6](#).

NHS Borders

- 3.3 NHS Borders has reported one zone in Amber (partially compliant) for Domestic for Quarter 4.

Zone	Quarter 2 2021/22	Quarter 3 2021/22	Quarter 4 2021/22
Non-Clinical	87.7	96.3	87.5

NHS Borders provided the following explanation:

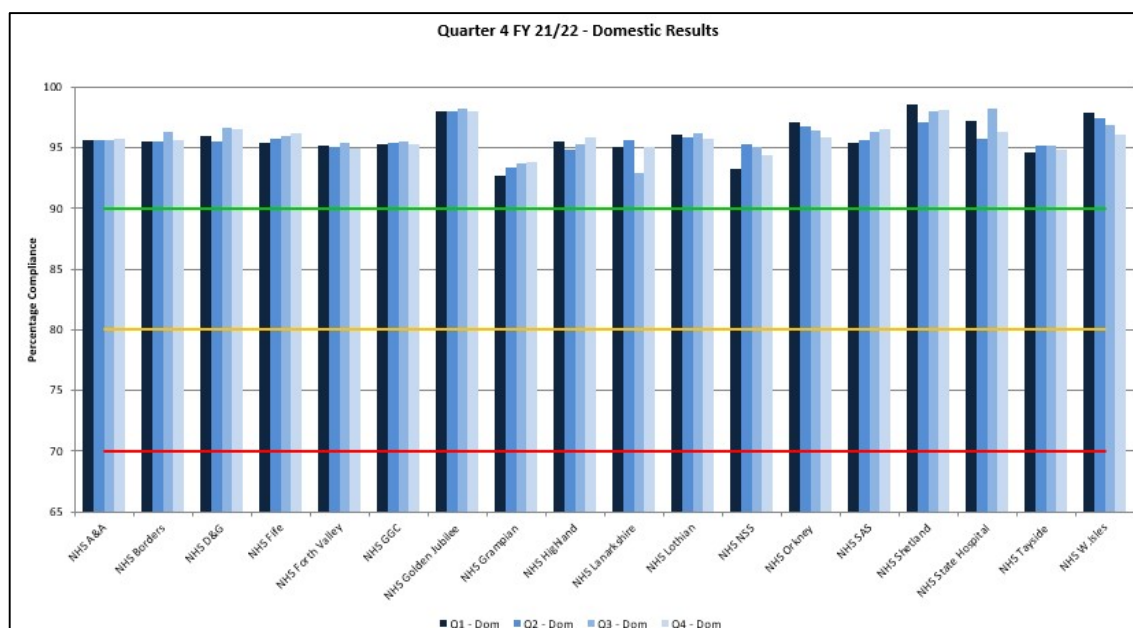
“The areas of concern highlighted during Quarter 4 audits are non-clinical areas. Currently our focus has been on prioritising the cleaning of clinical areas and during this quarter we have experienced high volumes of terminal cleans. The cleaning issues have been reviewed and an improvement plan agreed to provide a consistent and compliant level of service. We will monitor the agreed improvements in Quarter 1 and continue to provide a transparent report of our sites.”

HFS Perspective – NHS Borders

- 3.3.1 NHS Borders have prioritised the cleaning of clinical areas and this has led to a partial complaint score in a non-clinical area for Q4. An improvement plan has been agreed so there is an assumption that we will see a consistent improvement in the non-clinical areas over the following quarterly reporting periods.

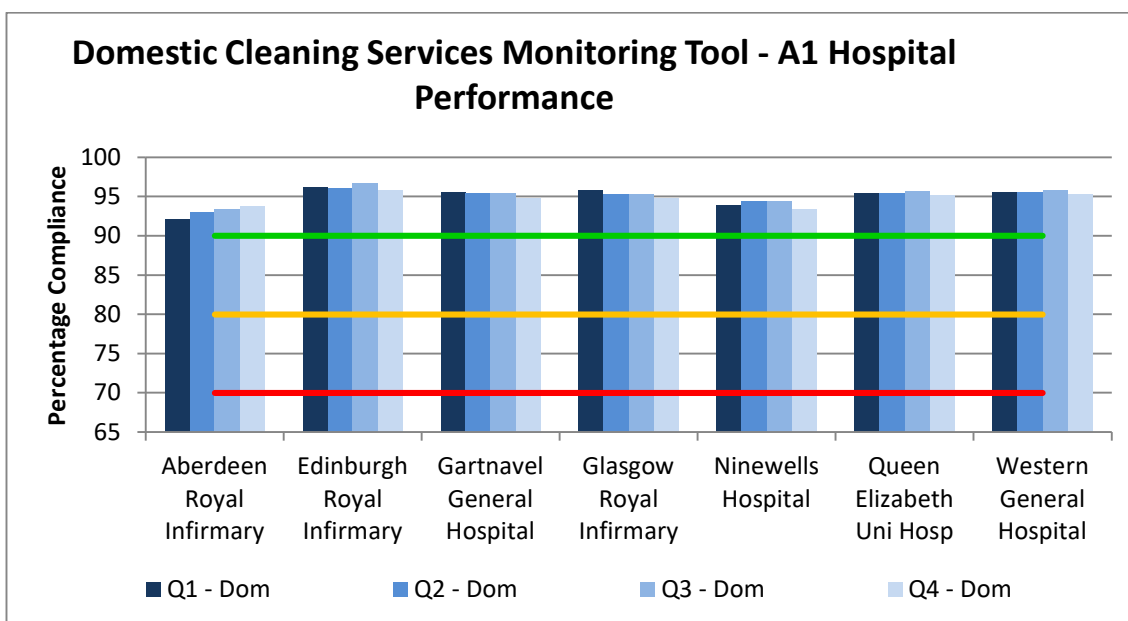
4. Domestic Services - Graphs

4.1 Domestic Cleaning Services Monitoring Tool – NHS Boards’ Performance

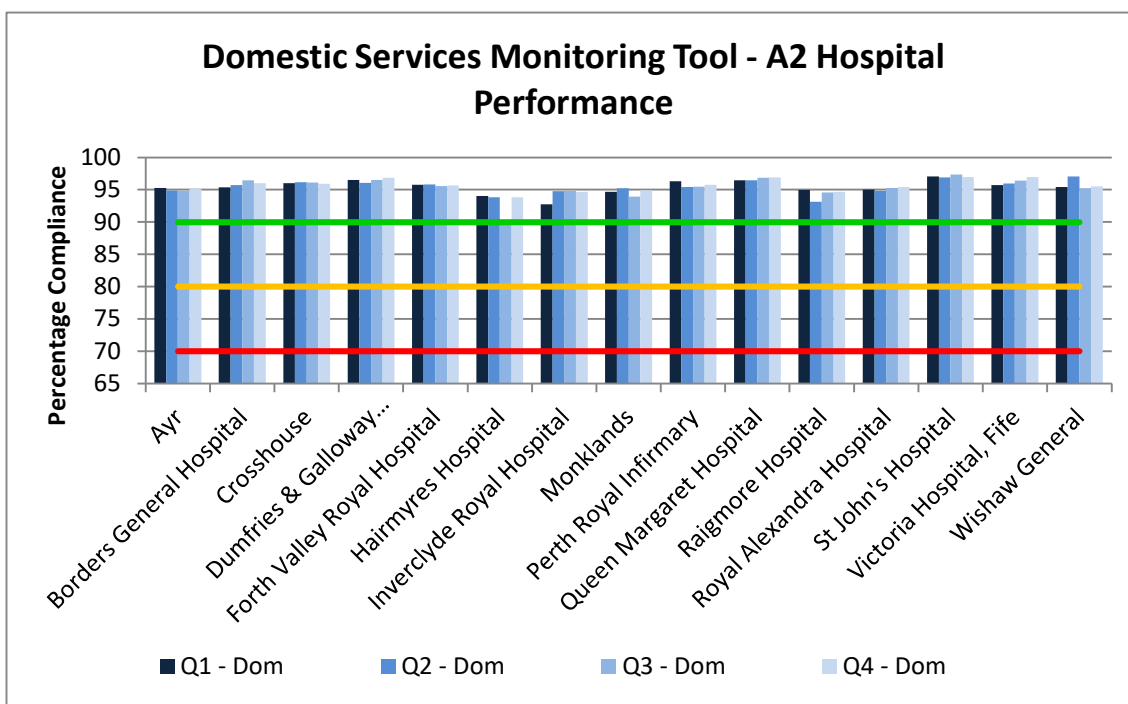


Health Board	1st Quarter Apr - June 2021/22	2nd Quarter July - Sept 2021/22	3rd Quarter Oct - Dec 2021/22	4th Quarter Jan - March 2021/22
NHSScotland	95.3	95.5	95.3	95.5
NHS Ayrshire and Arran	95.6	95.7	95.6	95.8
NHS Borders	95.6	95.6	96.4	95.6
NHS Dumfries and Galloway	96.0	95.6	96.7	96.6
NHS Fife	95.4	95.7	95.9	96.2
NHS Forth Valley	95.2	95.1	95.4	95.0
NHS Greater Glasgow and Clyde	95.3	95.4	95.5	95.3
NHS Golden Jubilee	98.1	98.0	98.2	98.0
NHS Grampian	92.7	93.4	93.7	93.8
NHS Highland	95.5	94.9	95.3	95.9
NHS Lanarkshire	95.0	95.7	93.0	95.1
NHS Lothian	96.1	95.9	96.2	95.7
NHS NSS SNBTS	93.2	95.3	95.1	94.4
NHS Orkney	97.1	96.8	96.4	95.9
NHS Scottish Ambulance Service	95.5	95.7	96.4	96.5
NHS Shetland	98.6	97.1	98.0	98.1
NHS State Hospital	97.2	95.7	98.2	96.3
NHS Tayside	94.6	95.2	95.2	94.8
NHS Western Isles	97.9	97.4	96.8	96.1

4.2 Domestic Cleaning Services Monitoring Tool – A1 Hospital Performance



4.3 Domestic Cleaning Services Monitoring Tool – A2 Hospital Performance



4.4 Domestic Cleaning Services Monitoring Tool – A1 Hospital performance

Hospital Type	Site	1 st Quarter Apr - June 2021/22	2 nd Quarter July - Sept 2021/22	3 rd Quarter Oct - Dec 2021/22	4 th Quarter Jan - Mar 2021/22
A1	Aberdeen Royal Infirmary	92.0	93.0	93.3	93.7
	Edinburgh Royal Infirmary	96.2	96.1	96.6	95.8
	Gartnavel General Hospital	95.6	95.4	95.4	94.8
	Glasgow Royal Infirmary	95.7	95.3	95.3	94.8
	Ninewells Hospital	93.9	94.4	94.4	93.4
	Queen Elizabeth Uni Hosp	95.3	95.4	95.6	95.2
	Western General Hospital	95.5	95.5	95.8	95.3

4.5 Domestic Cleaning Services Monitoring Tool – A2 Hospital performance

Hospital Type	Site	1 st Quarter Apr - June 2021/22	2 nd Quarter July - Sept 2021/22	3 rd Quarter Oct - Dec 2021/22	4 th Quarter Jan - Mar 2021/22
A2	Ayr Hospital	95.3	94.9	94.8	95.2
	Borders General Hospital	95.4	95.7	96.4	96.0
	Crosshouse Hospital	96.0	96.1	96.1	95.9
	Dumfries & Galloway Royal Infirmary	96.5	96.0	96.5	96.8
	Forth Valley Royal Hospital	95.8	95.8	95.5	95.6
	Hairmyres Hospital	94.1	93.8	89.3	93.9
	Inverclyde Royal Hospital	92.7	94.8	94.8	94.7
	Monklands Hospital	94.7	95.2	93.9	94.9
	Perth Royal Infirmary	96.3	95.4	95.5	95.7
	Queen Margaret Hospital	96.5	96.5	96.9	96.9
	Raigmore Hospital	95.0	93.1	94.6	94.7
	Royal Alexandra Hospital	95.0	94.8	95.3	95.4
	St. John's Hospital	97.0	96.9	97.4	96.9
	Victoria Hospital, Fife	95.7	95.9	96.4	96.9
Wishaw General Hospital	95.4	97.0	95.2	95.5	

5. Estates Services - Key Findings for 4th Quarter

Key Findings – Pan Scotland

- 5.1 Scotland’s overall total score in Quarter 4 for 2021/22 was Green at 96.7%. This is a slight increase from the 96.4% achieved in the previous Quarter.

Health Board Level Data

- all Health Boards have achieved an overall Green compliance rating
- one A1 hospital had an amber compliance rating
- all A2 hospitals have achieved a Green compliance rating

Zone Level Data

In each NHS Board there are a number of zones, reflecting how domestic cleaning is managed and reported locally across the NHS Board. In larger NHS Boards there is a number of zones, in smaller NHS Boards there may only be one zone, which covers the whole of the NHS Board.

NHS Board and zone level cleaning audit data is presented graphically on [pages 5 and 6](#).

NHS Forth Valley

- 5.2 NHS Forth Valley has reported one zone in Amber (partially compliant) for Estates for Quarter 4.

Zone	Quarter 2 2021/22	Quarter 3 2021/22	Quarter 4 2021/22
Falkirk Community Hospital	89.5	88.5	86.1

NHS Forth Valley provided the following explanation:

“Investment continues with numerous projects for areas of Falkirk and Bellsdyke and is already visible in some of the scores. The capital plan for 22/23 has schemes highlighted again for these two sites to focus on such issues. The master plan being collated for Falkirk Community Hospital continues and is gathering pace so investment to this site is limited with the knowledge of it being redeveloped very soon. Our Estates team continue to review and resolve the higher risk items. COVID 19 also affected our staffing levels over the past few months, so high priority items and emergency works are being dealt with first during a very tough and busy time for our stretched and limited maintenance team.”

HFS Perspective - NHS Forth Valley

- 5.2.1 NHS Forth Valley continue with investment for project works within the Falkirk and Bellsdyke areas. However, due to decreased staffing levels, focus has been given to the high priority items and emergency works being dealt with accordingly.

There is an assumption that a partial complaint score will continue being reported until the improvement works have been completed.

NHS Greater Glasgow & Clyde

- 5.3 NHS GG&C has reported two sites in Amber (partially compliant) for Estates for Quarter 4.

Zone	Quarter 2 2021/22	Quarter 3 2021/22	Quarter 4 2021/22
Glasgow Royal Infirmary	91.2	89.2	89.3
Inverclyde HSCP	92.0	90.7	88.1

NHS GG&C provided the following explanation:

Glasgow Royal Infirmary

“A few outstanding tasks for Q3 have contributed to Q4 score falling below threshold. Increased resource in place moving into Q1 with view of improvement.”

Inverclyde Health and Social Care Partnership (HSCP) sites:

Gourock HC

“Significant re-decoration and flooring works were carried out in the last FY within clinical areas.

A programme of re-decoration/flooring repair will be devised in order to address the issues raised in relation to the audit scores in public areas.”

Larkfield Unit

“This is a PFI unit fully maintained by Bellrock FM. Local Estates are liaising with the PFI to devise a programme for repairs which is currently challenging due to bed pressures and limitations on access to clinical areas.”

Crown House

“There are flooring issues which need to be addressed throughout the unit.

Funding has been sought via the HSCP forum to continue a programme of flooring replacement where necessary.

A programme of re-decoration was recently carried out, but repetitive damage has occurred in a number of locations. This will be re-assessed and addressed where necessary.”

Port Glasgow HC

“Significant re-decoration and flooring works were carried out in recent years within clinical areas.

A programme of re-decoration/flooring repair will be devised in order to address the issues raised in relation to the audit scores in public areas.”

HFS Perspective - Greater Glasgow & Clyde

5.3.1 NHS Greater Glasgow and Clyde (GG&C) have increased their resource with a view to improvement within Glasgow Royal Infirmary. Moving into the next quarter we would hope to see an improvement within this zone.

Within the HSCP sites, a programme for re-decoration and flooring works has been put in place. Communication is taking place with their FM provider, within the Larkfield Unit, which is currently proving a challenge due to the current pressures and limitations on access to specific areas.

GG&C have ensured measures are in place for improvement and there is an expectation that this will show in the coming quarters results.

NHS Grampian

5.4 NHS Grampian has reported one site in Amber (partially compliant) for Estates for Quarter 4.

Zone	Quarter 2 2021/22	Quarter 3 2021/22	Quarter 4 2021/22
Aberdeenshire South & Aberdeen City	95.1	94.2	89.9

NHS Grampian provided the following explanation:

“A number of sites within Aberdeenshire South and City have presented with monitoring results leading to an overall percentage score of 89.93% for Q4 which is and AMBER score, just below the GREEN threshold of 90%

NHS Grampian have undertaken investigations into the individual scores within the zone. The initial finding has been considered by the Domestic Services Team and the Estates Team within the Facilities Directorate.

This concludes that there is a disconnect between the monitoring activity and the estates issues being communicated to the Estates Helpdesk. Steps are underway to address these issues. Domestic services, clinical staff and the Estates team who have responsibility for reporting of the estates issues will

collaboratively work to resolve this disconnect. The action plan for this is included in this feedback.

Further to this, NHS Grampian seek to remove the human element of reporting which has been highlighted as being the main reason some issues had not been reported. NHS Grampian will establish the FMT2 Estates Integration process or a simplified version of this process. This will be done with the support of Health Facilities Scotland. It being recognised that there were acknowledged issues in achieving this in the past.”

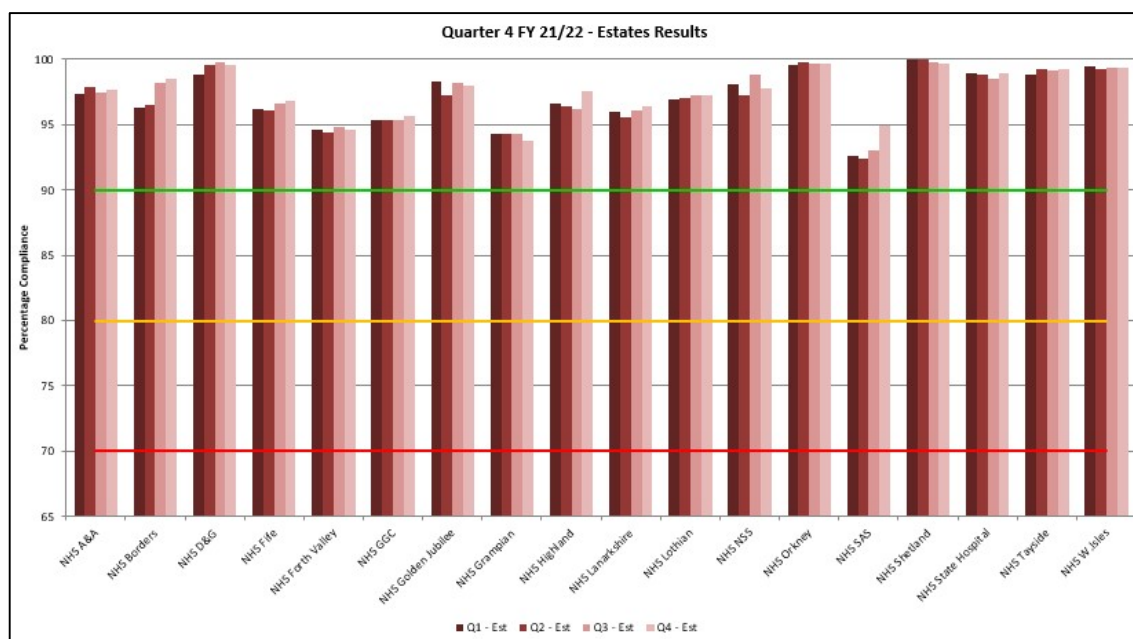
HFS Perspective – NHS Grampian

- 5.4.1 NHS Grampian have carried out investigations which showed a disconnect between audit activity and estates issues being communicated through the correct governance route. An action plan has been put in place to address this issue. There are also plans for an estate’s integration process which will automate the communication of identified estates issues, which will be supported by HFS.

Moving into the next quarter, there is an assumption that these issues may continue until the communication issues have been resolved and estates integration is used effectively.

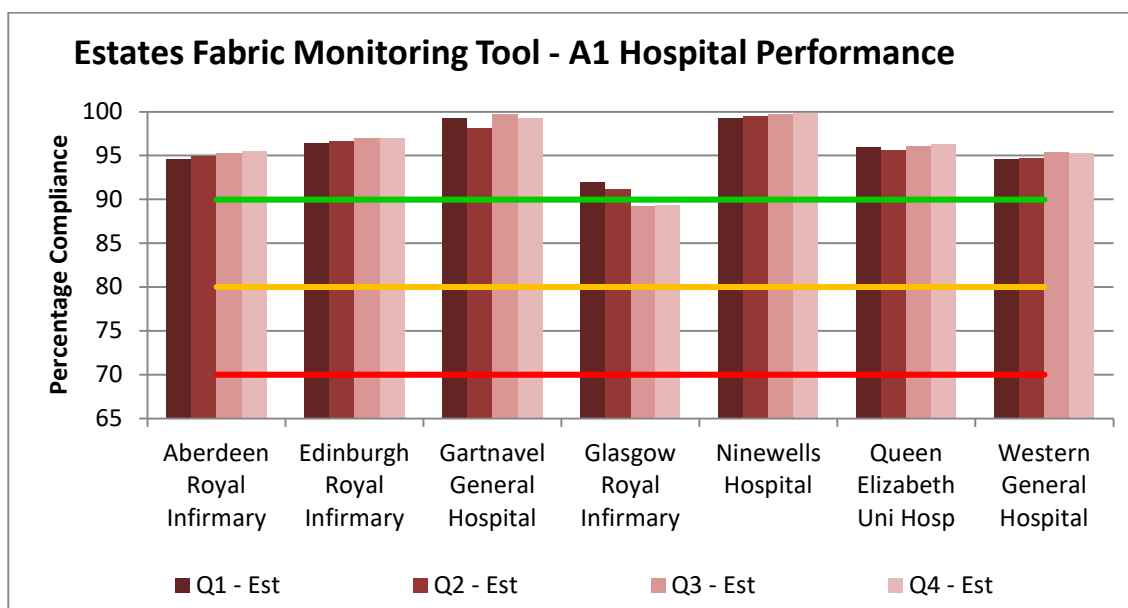
6. Estates Services - Graphs

6.1 Estates Fabric Monitoring Tool – NHS Boards' Performance

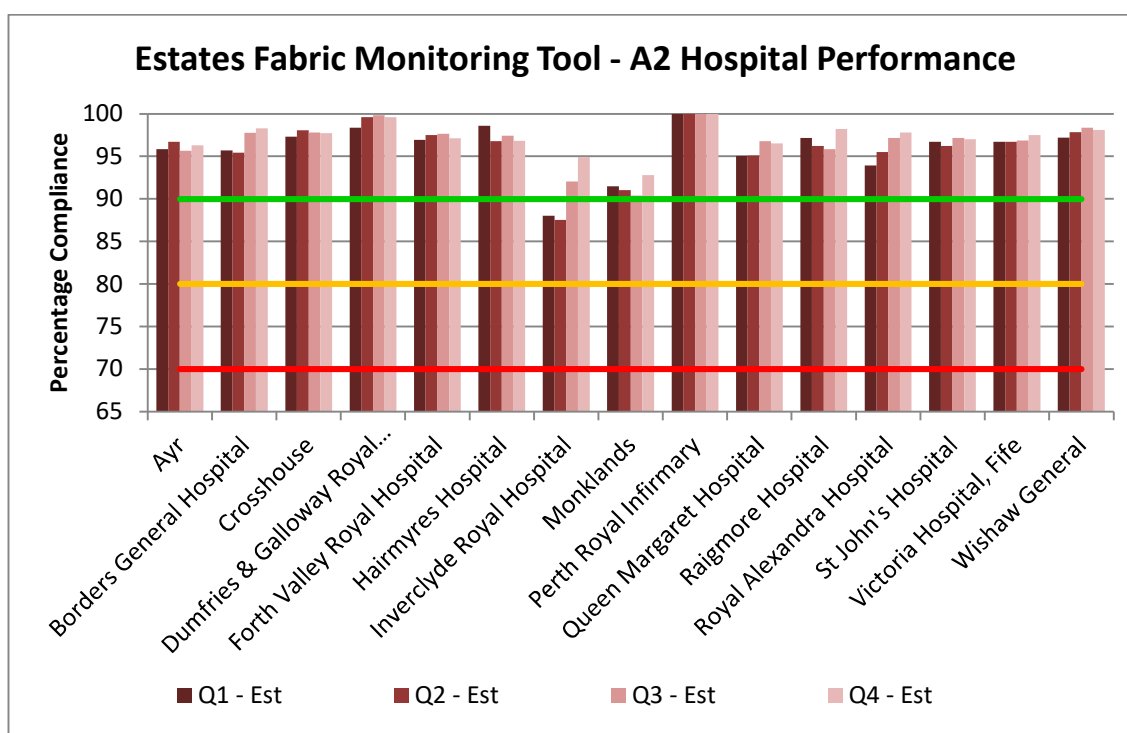


Health Board	1 st Quarter Apr - June 2021/22	2 nd Quarter July - Sept 2021/22	3 rd Quarter Oct - Dec 2021/22	4 th Quarter Jan - Mar 2021/22
NHSSCOTLAND	96.3	96.3	96.4	96.7
NHS Ayrshire and Arran	97.3	97.9	97.5	97.7
NHS Borders	96.3	96.5	98.2	98.5
NHS Dumfries and Galloway	98.8	99.6	99.8	99.6
NHS Fife	96.2	96.0	96.6	96.8
NHS Forth Valley	94.6	94.4	94.8	94.6
NHS Greater Glasgow and Clyde	95.4	95.3	95.4	95.7
NHS Golden Jubilee	98.4	97.3	98.2	98.0
NHS Grampian	94.3	94.3	94.3	93.8
NHS Highland	96.6	96.5	96.2	97.6
NHS Lanarkshire	96.0	95.5	96.1	96.4
NHS Lothian	96.9	97.0	97.3	97.2
NHS NSS SNBTS	98.1	97.2	98.8	97.8
NHS Orkney	99.6	99.8	99.7	99.7
NHS Scottish Ambulance Service	92.6	92.4	93.0	94.9
NHS Shetland	100.0	100.0	99.8	99.7
NHS State Hospital	98.9	98.8	98.5	98.9
NHS Tayside	98.8	99.3	99.2	99.3
NHS Western Isles	99.5	99.2	99.4	99.4

6.2 Estates Fabric Monitoring Tool – A1 Hospital performance



6.3 Estates Fabric Monitoring Tool – A2 Hospital Performance



6.4 Estates Fabric Monitoring Tool – A1 Hospital performance

Hospital Type	Site	1 st Quarter Apr - June 2021/22	2 nd Quarter July - Sept 2021/22	3 rd Quarter Oct - Dec 2021/22	4 th Quarter Jan - Mar 2021/22
A1	Aberdeen Royal Infirmary	94.6	95.0	95.3	95.5
	Edinburgh Royal Infirmary	96.5	96.7	97.0	97.0
	Gartnavel General Hospital	99.3	98.2	99.8	99.3
	Glasgow Royal Infirmary	92.0	91.2	89.2	89.3
	Ninewells Hospital	99.3	99.5	99.7	99.8
	Queen Elizabeth Uni Hosp	95.9	95.7	96.1	96.3
	Western General Hospital	94.6	94.7	95.4	95.3

6.5 Estates Fabric Monitoring Tool – A2 Hospital performance

Hospital Type	Site	1 st Quarter Apr - June 2021/22	2 nd Quarter July - Sept 2021/22	3 rd Quarter Oct - Dec 2021/22	4 th Quarter Jan - Mar 2021/22
A2	Ayr Hospital	95.9	96.7	95.6	96.3
	Borders General Hospital	95.7	95.4	97.8	98.3
	Crosshouse Hospital	97.3	98.0	97.8	97.7
	Dumfries & Galloway Royal Infirmary	98.4	99.6	99.8	99.6
	Forth Valley Royal Hospital	96.9	97.5	97.7	97.1
	Hairmyres Hospital	98.6	96.8	97.4	96.9
	Inverclyde Royal Hospital	88.0	87.5	92.0	94.9
	Monklands Hospital	91.5	91.0	90.4	92.8
	Perth Royal Infirmary	100.0	100.0	100.0	100.0
	Queen Margaret Hospital	95.0	95.1	96.8	96.5
	Raigmore Hospital	97.2	96.2	95.8	98.2
	Royal Alexandra Hospital	93.9	95.5	97.2	97.8
	St. John's Hospital	96.7	96.2	97.1	97.0
	Victoria Hospital, Fife	96.7	96.7	96.9	97.5
	Wishaw General Hospital	97.2	97.8	98.4	98.1

Appendix 1 - Methodology

Over the year, NHS Boards will monitor all facilities. Each Quarterly report covers monitoring of a proportion of the facilities/areas within an NHS Board area.

Compliance is assessed within NHS Boards using a standardised monitoring system, available online or offline on a handheld device.

There are two components to the monitoring:

- audits carried out on a routine basis by Domestic Services Managers;
- audits carried out by Peer Review teams, incorporating a Public Involvement element.

Cleanliness and the state of the Estate fabric are assessed using an observational process and according to the technical requirements set out in the NHS Scotland National Cleaning Services Specification. The requirements vary depending on the type of area being assessed and the scores are weighted to reflect risk. For example, an operating theatre receives a higher weighting.

The rooms to be audited within the audit areas are selected at random in accordance with the monitoring framework guidance.

NHS Boards results are available to Health Facilities Scotland via the live online system. This data is used to compile the national Quarterly report and for local NHS Board reporting.