

HINCYP LRDC: Diagnosis Overview (with moderate or greater severity)

Data as of 01/01/2021

Total Diagnoses: 1,475

Total Population: 791,057

National Diagnoses per 100k patients: 186.5

| CHL | SNHL | Mixed | ANSD |
|-----|-------|-------|------|
| 289 | 1,081 | 72 | 33 |

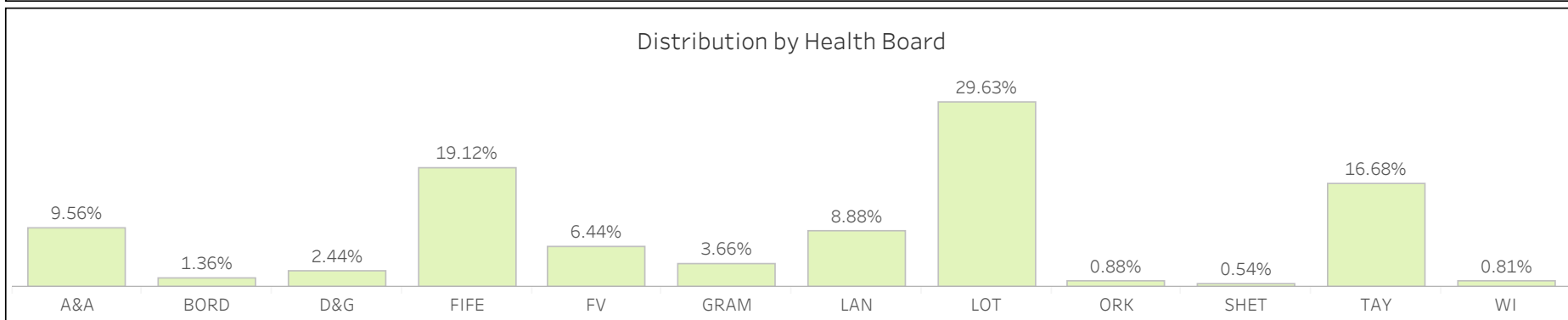
Population figures are taken from National Records Scotland 2019 mid-year population estimates.

Total population are for the age group 18 and under to match the HINCYP data collection age range.

Patients with mild hearing loss are not included in the charts/figures on pages 1-5. Details of these patients can be viewed on pages 6-8.

We currently have no data from the following Health Boards: GG&C HIGH The population for these Health Boards has been removed from prevalence calculations.

| Total Diagnoses by Health Board | | Previous Total | Diagnoses Change | Prevalence by Health Board | |
|---------------------------------|-----|----------------|------------------|----------------------------|------------------------------------|
| A&A | 141 | 127 | 14 | 194.5 | |
| BORD | 20 | 20 | 0 | 89.0 | |
| D&G | 36 | 34 | 2 | 130.5 | |
| FIFE | 282 | 267 | 15 | 369.9 | |
| FV | 95 | 32 | 63 | 152.5 | |
| GRAM | 54 | 91 | -37 | 45.9 | |
| LAN | 131 | 99 | 32 | 93.7 | |
| LOT | 437 | 363 | 74 | 246.1 | |
| ORK | 13 | 13 | 0 | 307.6 | |
| SHET | 8 | 10 | -2 | 162.7 | |
| TAY | 246 | 251 | -5 | 304.9 | |
| WI | 12 | 0 | 12 | 238.2 | National Prevalence 186.5 per 100k |

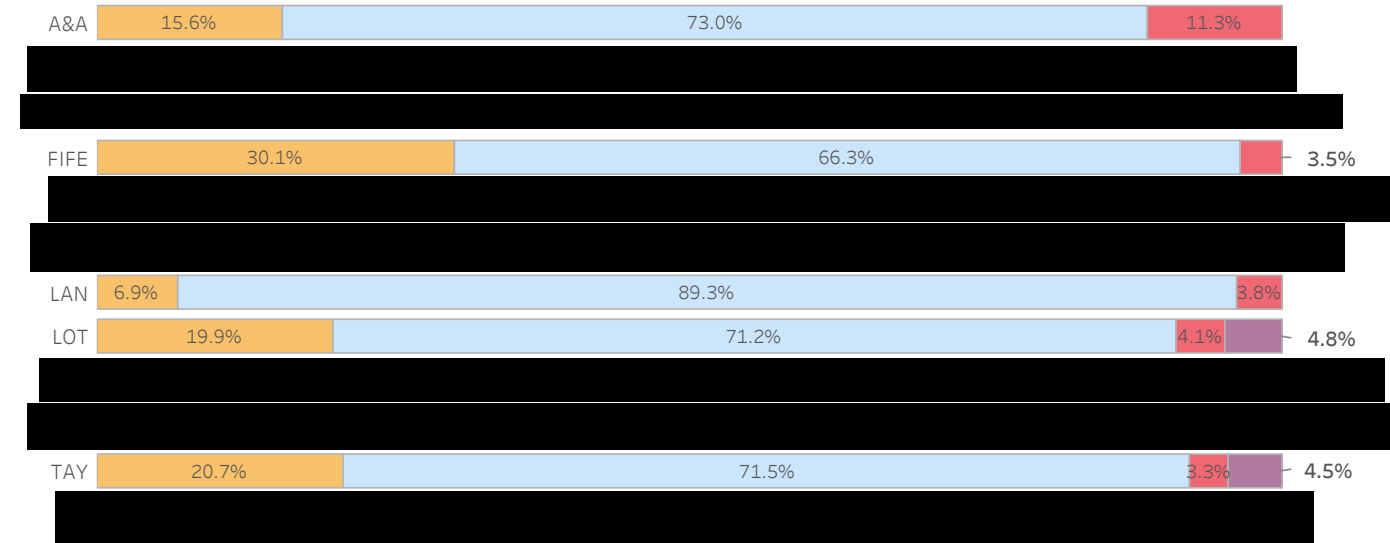


HINCYP LRDC: Mix of Diagnoses (with moderate or greater severity)

Distribution of Hearing Loss by Type

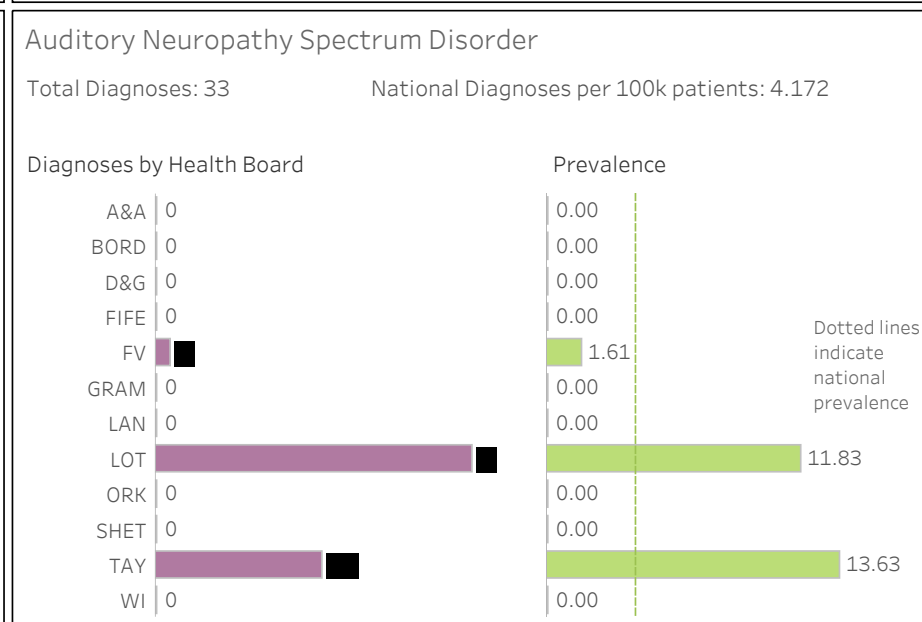
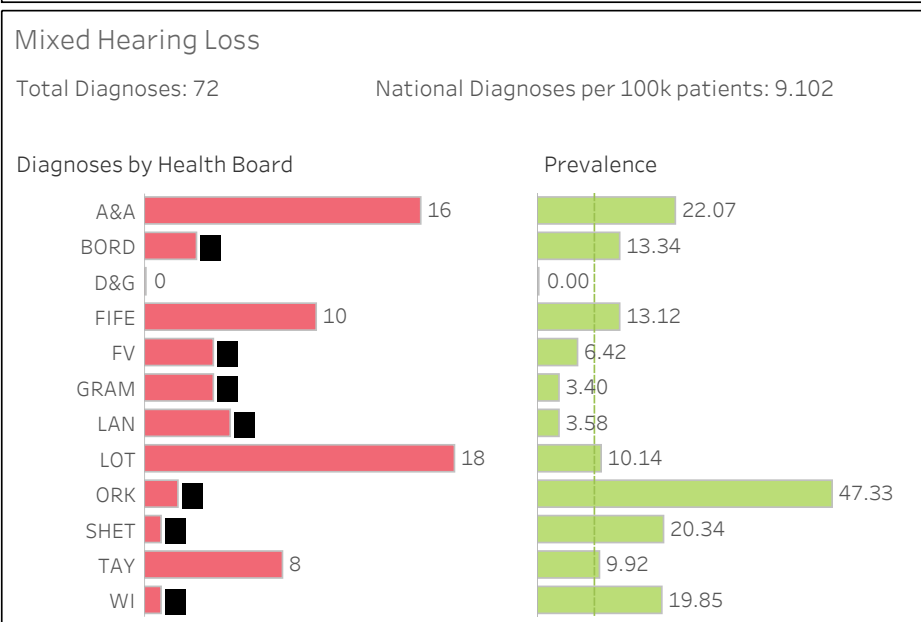
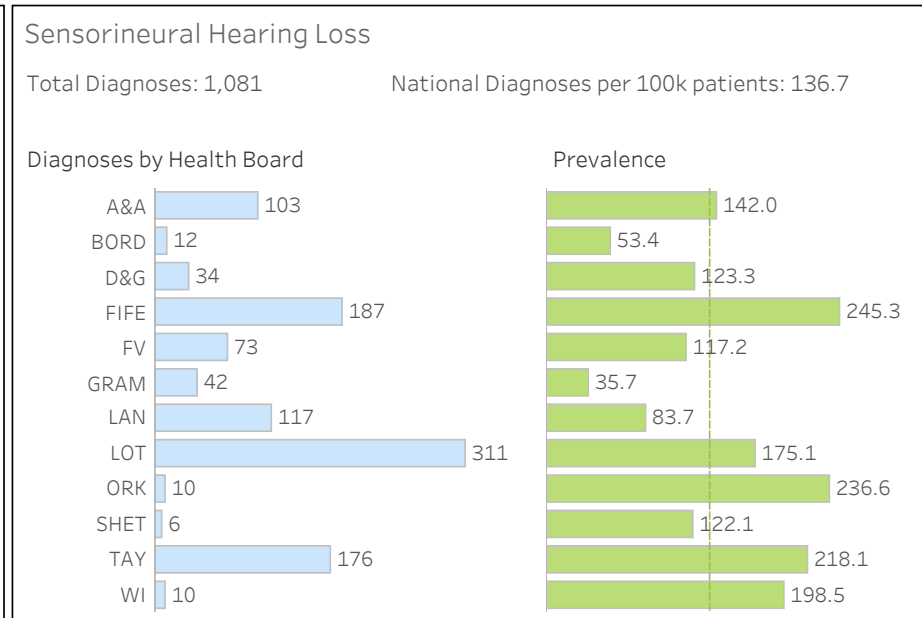
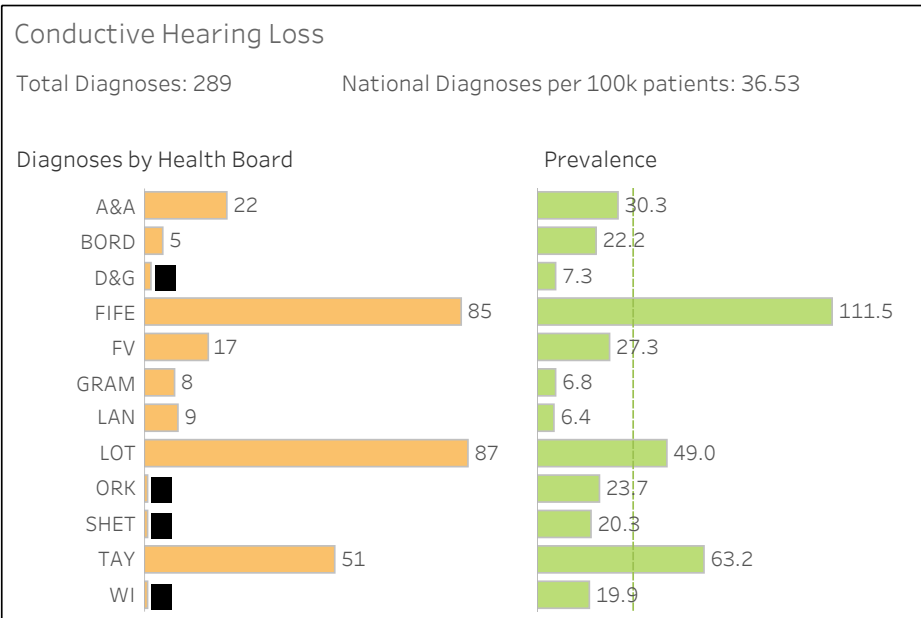
National

CHL SNHL Mixed ANSD

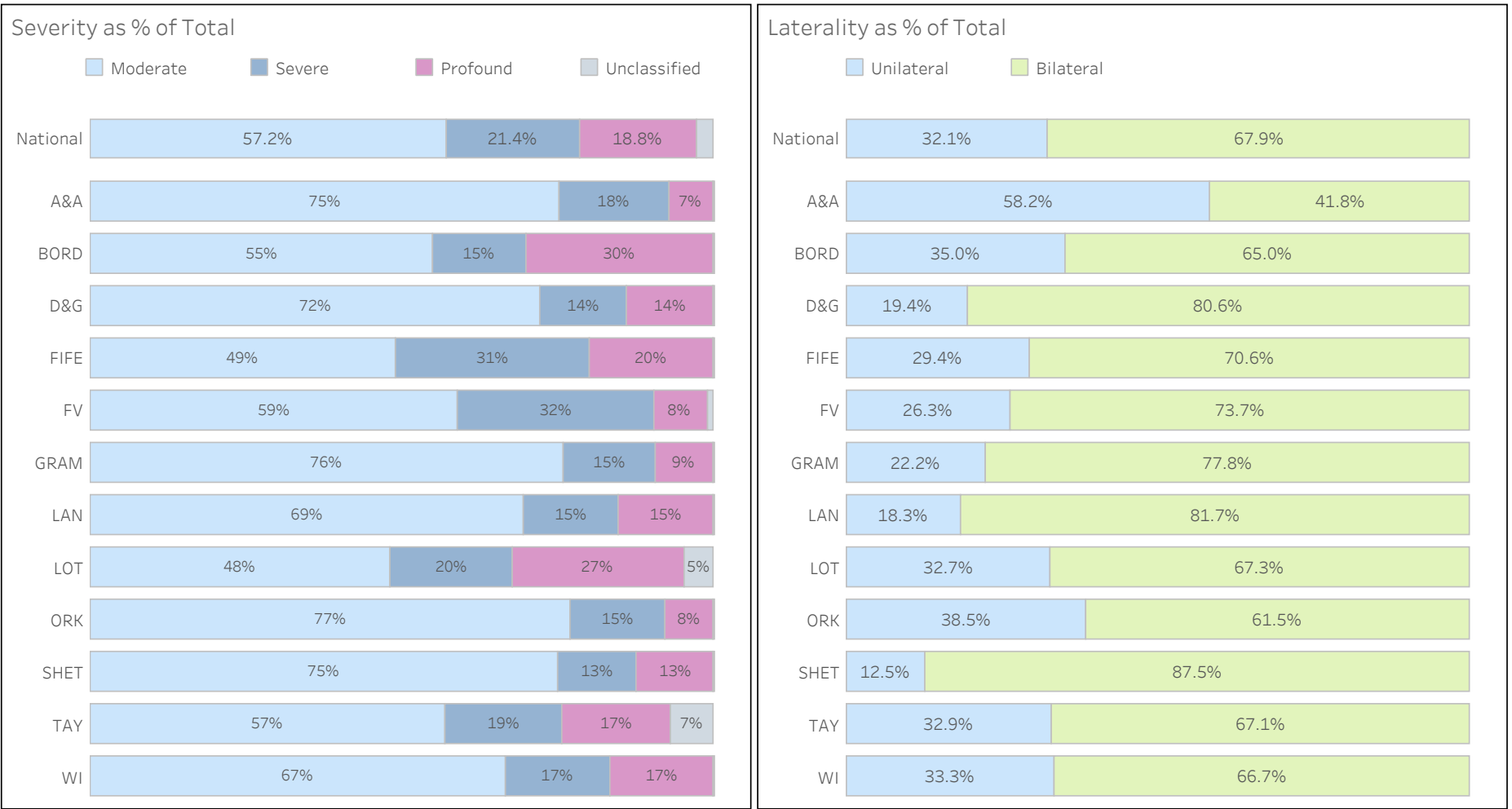


| CHL | SNHL | Mixed | ANSD |
|-----|-------|-------|------|
| 289 | 1,081 | 72 | 33 |
| 22 | 103 | 16 | 0 |
| 5 | 12 | 0 | 0 |
| 0 | 34 | 0 | 0 |
| 85 | 187 | 10 | 0 |
| 17 | 73 | 0 | 0 |
| 8 | 42 | 0 | 0 |
| 9 | 117 | 5 | 0 |
| 87 | 311 | 18 | 21 |
| 0 | 10 | 0 | 0 |
| 0 | 6 | 0 | 0 |
| 51 | 176 | 8 | 11 |
| 0 | 10 | 0 | 0 |

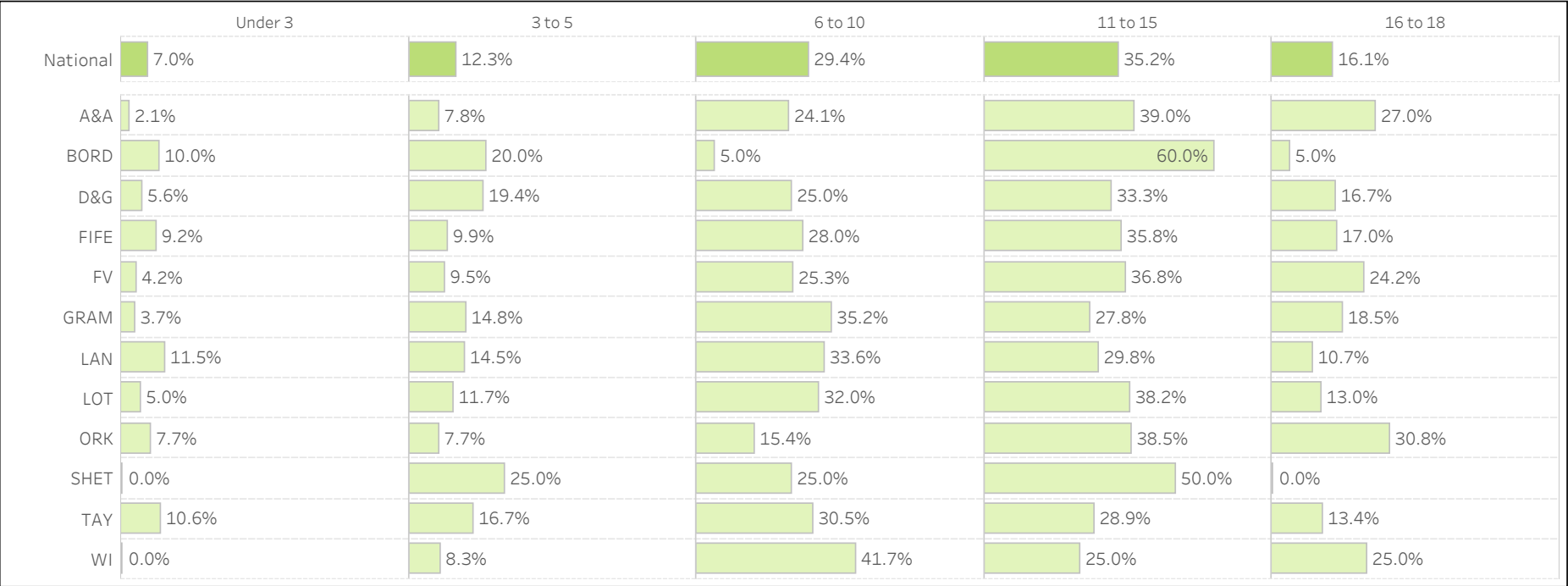
HINCYP LRDC: Diagnoses and Prevalence (with moderate or greater severity)



HINCYP LRDC: Severity and Laterality (all diagnoses with moderate or greater severity)



HINCYP LRDC: Age Groups (all diagnoses with moderate or greater severity)



HINCYP LRDC: Conductive Hearing Loss Totals (including mild severity)

| National Total: 570 | | | | | | | | | | | | | |
|---------------------|------------|-----------|------------|-----------|------------|-----------|------------|-----------|--------------|-----------|------------|-----------|-------|
| | Mild | | Moderate | | Severe | | Profound | | Unclassified | | Totals | | Total |
| | Unilateral | Bilateral | Unilateral | Bilateral | Unilateral | Bilateral | Unilateral | Bilateral | Unilateral | Bilateral | Unilateral | Bilateral | |
| A&A | 25 | 13 | 14 | 8 | 0 | 0 | 0 | 0 | 0 | 0 | 39 | 21 | 60 |
| BORD | ■ | 0 | ■ | ■ | ■ | 0 | 0 | 0 | 0 | 0 | 6 | ■ | 7 |
| D&G | 5 | ■ | ■ | ■ | 0 | 0 | 0 | 0 | 0 | 0 | 6 | ■ | 10 |
| FIFE | 36 | 42 | 20 | 49 | 12 | ■ | 0 | 0 | 0 | 0 | 68 | 95 | 163 |
| FV | ■ | 13 | 8 | 9 | 0 | 0 | 0 | 0 | 0 | 0 | 11 | 22 | ■ |
| GRAM | ■ | 5 | ■ | ■ | ■ | 0 | 0 | 0 | 0 | 0 | 6 | 9 | 15 |
| LAN | ■ | ■ | ■ | 5 | 0 | 0 | 0 | 0 | 0 | 0 | 8 | 8 | 16 |
| LOT | 14 | 12 | 32 | 29 | 20 | 6 | 0 | 0 | 0 | 0 | 66 | 47 | 113 |
| ORK | 0 | 0 | 0 | ■ | 0 | 0 | 0 | 0 | 0 | 0 | 0 | ■ | ■ |
| SHET | 0 | ■ | 0 | 0 | ■ | 0 | 0 | 0 | 0 | 0 | ■ | ■ | ■ |
| TAY | 48 | 40 | 19 | 28 | ■ | ■ | 0 | 0 | 0 | 0 | 70 | 69 | 139 |
| WI | ■ | 8 | ■ | 0 | 0 | 0 | 0 | 0 | 0 | 0 | ■ | 8 | 11 |
| National | 141 | 140 | 105 | 135 | 38 | 11 | 0 | 0 | 0 | 0 | 284 | 286 | 570 |

HINCYP LRDC: Sensorineural Hearing Loss Totals (including mild severity)

| National Total: 1,449 | | | | | | | | | | | | | |
|-----------------------|------------|-----------|------------|-----------|------------|-----------|------------|-----------|--------------|-----------|------------|-----------|-------|
| | Mild | | Moderate | | Severe | | Profound | | Unclassified | | Totals | | Total |
| | Unilateral | Bilateral | Unilateral | Bilateral | Unilateral | Bilateral | Unilateral | Bilateral | Unilateral | Bilateral | Unilateral | Bilateral | |
| A&A | 28 | 18 | 36 | 35 | 15 | 7 | 6 | ■ | 0 | 0 | 85 | 64 | ■ |
| BORD | 5 | ■ | 0 | ■ | 0 | ■ | ■ | 5 | 0 | 0 | 6 | 13 | 19 |
| D&G | ■ | 23 | ■ | 21 | ■ | ■ | ■ | ■ | 0 | 0 | 8 | 51 | 59 |
| FIFE | 7 | 22 | 13 | 49 | 18 | 51 | 15 | 41 | 0 | 0 | 53 | 163 | 216 |
| FV | ■ | 20 | 5 | 30 | 10 | 20 | ■ | 6 | 0 | 0 | 19 | 76 | 95 |
| GRAM | ■ | 11 | 5 | 26 | 0 | 6 | ■ | ■ | 0 | 0 | 7 | 47 | 54 |
| LAN | 15 | 42 | 9 | 71 | ■ | 13 | 6 | 14 | 0 | 0 | 34 | 140 | ■ |
| LOT | 19 | 83 | 19 | 119 | 17 | 38 | 40 | 78 | 0 | 0 | 95 | 318 | 413 |
| ORK | ■ | ■ | ■ | 5 | 0 | ■ | ■ | 0 | 0 | 0 | ■ | 8 | 12 |
| SHET | ■ | 0 | 0 | 5 | 0 | 0 | 0 | ■ | 0 | 0 | ■ | 6 | 8 |
| TAY | 20 | 40 | 20 | 67 | 11 | 29 | 20 | 23 | ■ | ■ | 75 | 161 | 236 |
| WI | ■ | ■ | ■ | 5 | ■ | ■ | 0 | ■ | 0 | 0 | ■ | 11 | 14 |
| National | 103 | 265 | 113 | 437 | 77 | 173 | 94 | 181 | ■ | ■ | 391 | 1,058 | 1,449 |

HINCYP LRDC: Mixed Hearing Loss Totals (including mild severity)

| National Total: 110 | | | | | | | | | | | | | |
|---------------------|------------|-----------|------------|-----------|------------|-----------|------------|-----------|--------------|-----------|------------|-----------|-------|
| | Mild | | Moderate | | Severe | | Profound | | Unclassified | | Totals | | Total |
| | Unilateral | Bilateral | Unilateral | Bilateral | Unilateral | Bilateral | Unilateral | Bilateral | Unilateral | Bilateral | Unilateral | Bilateral | |
| A&A | 5 | 0 | 9 | ■ | ■ | ■ | 0 | 0 | 0 | 0 | 16 | 5 | 21 |
| BORD | 0 | 0 | ■ | ■ | 0 | 0 | 0 | 0 | 0 | 0 | ■ | ■ | ■ |
| D&G | 0 | 0 | 0 | 0 | 0 | 0 | 0 | 0 | 0 | 0 | 0 | 0 | 0 |
| FIFE | 0 | 0 | 5 | ■ | 0 | ■ | 0 | 0 | 0 | 0 | 5 | 5 | 10 |
| FV | 0 | ■ | 0 | ■ | 0 | 0 | 0 | 0 | 0 | 0 | 0 | 6 | 6 |
| GRAM | ■ | 0 | ■ | ■ | 0 | ■ | 0 | 0 | 0 | 0 | ■ | ■ | 5 |
| LAN | ■ | ■ | 0 | ■ | ■ | ■ | 0 | 0 | 0 | 0 | 5 | 8 | 13 |
| LOT | ■ | ■ | ■ | 10 | ■ | ■ | 0 | ■ | 0 | 0 | ■ | 19 | 23 |
| ORK | 0 | 0 | ■ | 0 | 0 | 0 | 0 | 0 | 0 | 0 | ■ | 0 | ■ |
| SHET | 0 | 0 | 0 | ■ | 0 | 0 | 0 | 0 | 0 | 0 | 0 | ■ | ■ |
| TAY | 8 | 9 | ■ | 5 | 0 | ■ | 0 | 0 | 0 | 0 | 9 | 16 | 25 |
| WI | 0 | 0 | ■ | 0 | 0 | 0 | 0 | 0 | 0 | 0 | ■ | 0 | ■ |
| National | 19 | 19 | 23 | 30 | 5 | 12 | 0 | ■ | 0 | 0 | 47 | 63 | ■ |

HINCYP LRDC: Auditory Neuropathy Spectrum Disorder Totals

| National Total: 33 | | | |
|--------------------|------------|-----------|-------|
| | Unilateral | Bilateral | Total |
| A&A | 0 | 0 | 0 |
| BORD | 0 | 0 | 0 |
| D&G | 0 | 0 | 0 |
| FIFE | 0 | 0 | 0 |
| FV | 0 | ■ | ■ |
| GRAM | 0 | 0 | 0 |
| LAN | 0 | 0 | 0 |
| LOT | 12 | 9 | 21 |
| ORK | 0 | 0 | 0 |
| SHET | 0 | 0 | 0 |
| TAY | ■ | ■ | 11 |
| WI | 0 | 0 | 0 |
| National | 15 | 18 | 33 |