

IRIC Conference 2019

Getting IRIC On-Trend and Online

IRIC Incident Reporting &
Investigation Centre

Monday, 27 May 2019

Innes Connor, IRIC Manager



Contents

Getting IRIC on-trend ...

- Drivers for change
- Opportunities and risks
- Trending strategy
- Specialist Advisory Groups
- Terms and definitions
- Trending Charts
- Tableau Dashboard

... and online

- Our website
- New services in the pipeline
 - Tableau Dashboard
 - Peer-to-peer alert sharing portal





Getting IRIC On-trend

Drivers For Change

Improve effectiveness and effectiveness

- Do more with less
- Work smarter not harder

Increase capacity and output

- Deliver more value for more stakeholders
- Feed into more systems
- Max impact yield from every incident report



Drivers For Change

Investigation is not always appropriate in first instance:

- isolated events
- localised causal factors
- statistically insignificant clusters
- slow burners

Need more data to identify problem

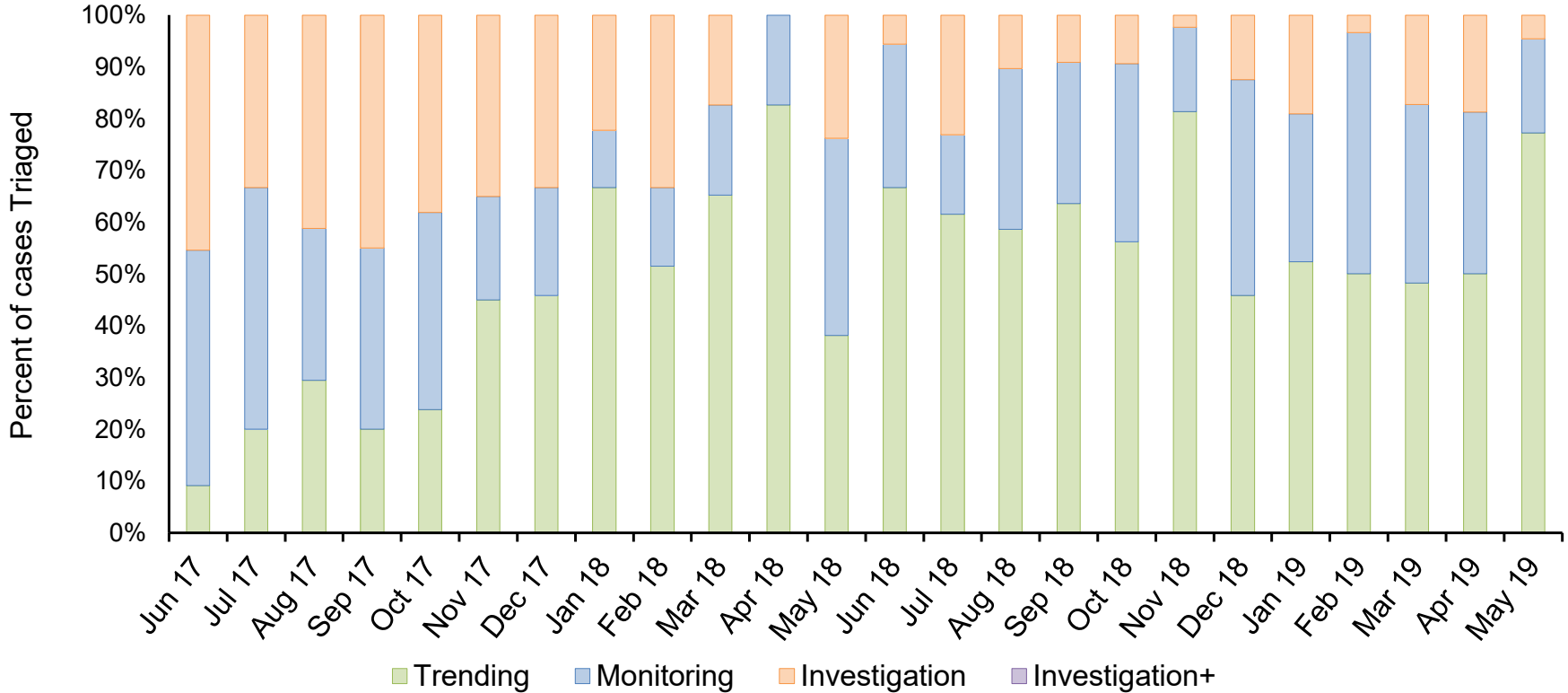
However, be assured:

- core investigative services will still be delivered
- a single instance can still trigger highest triage



Drivers For Change

Case Triage Trends - Last 2 Years



Opportunities and Risks

New capabilities = new opportunities

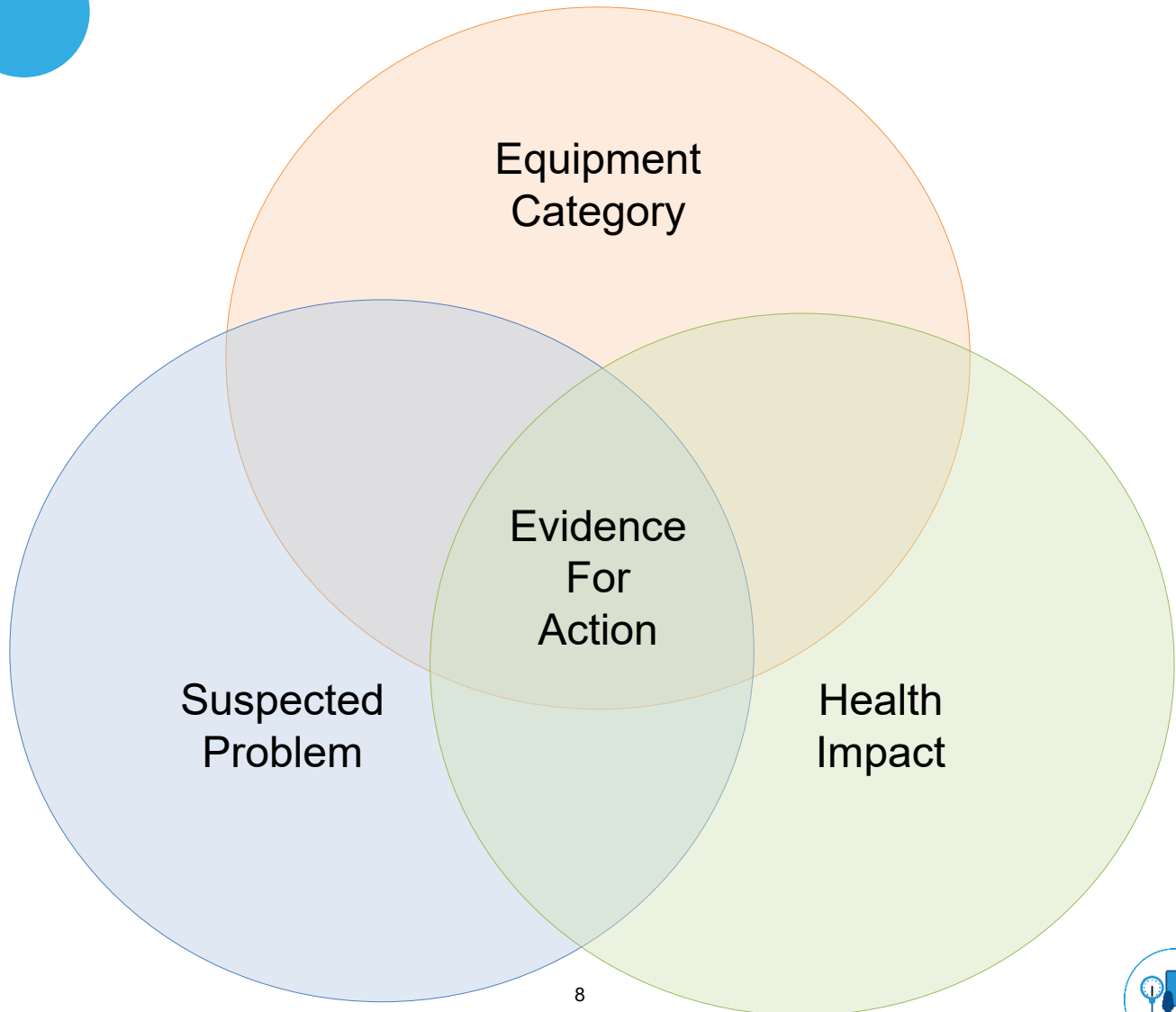
- increased collaboration through proactive trending
- Closer working with stakeholders
 - National Procurement (NP)
 - Scottish Health Technologies group (SHTG)
 - Specialist Advisory Groups
 - Equipment Co-ordinators (Boards and Councils)

New opportunities = increased risks

- more potential for data breach
- more support needed from IG leads
- more reliance on IT security precautions



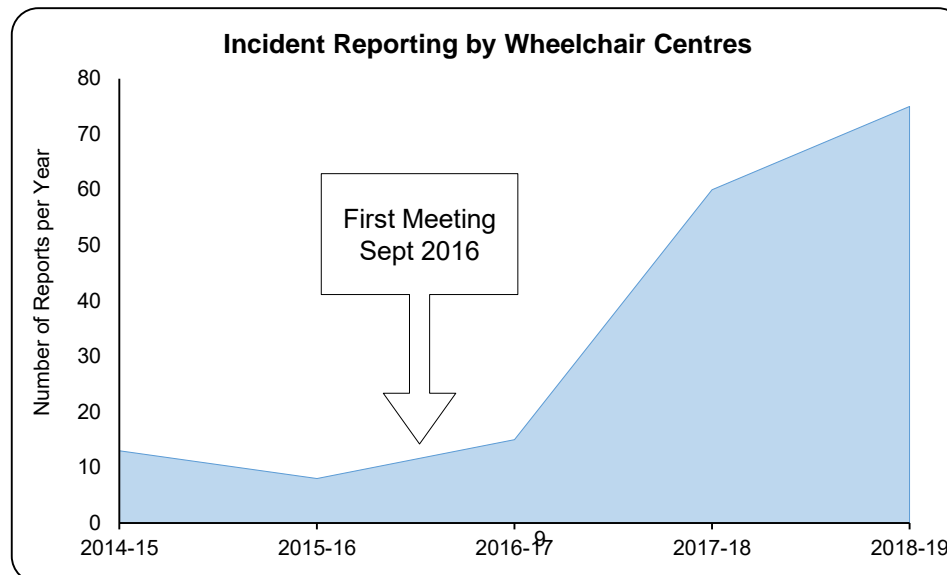
Trending Strategy



Trending Strategy

Specialist Advisory Groups

- Based on a Commodity Advisory Panel
- Managed by National Procurement
- Expert analysis and assessment
- Positive results from wheelchair pilot group



Are we on the right track?

Do you agree IRIC should share data with:

- National Procurement (NP)
- Scottish Health Technologies group (SHTG)
- Specialist Advisory Groups
- Equipment Co-ordinators (Boards and Councils)

Developing Incident Trending Tools

Tools needed to enable monitoring

- Terms and definitions
- Trending Charts
- Tableau Dashboard



Terms and Definitions

Benefits

- Improved accuracy / reduced ambiguity
- Faster and more effective data evaluation
- Ideal for signal detection systems
- Can be used by:
 - Manufacturers / Regulators
 - Health institutions and Professional bodies

The drawbacks

- Difficult for non-specialist staff to use
- Needs specialist resource



Developing and Adopting Systems

- Developing in house systems
 - Equipment categories
 - Clinical and support services
- Adopting harmonised systems
 - **GMDN medical device terms** (Global Medical Device Nomenclature)
 - **IMDRF Adverse Event Terminology** (International Medical Device Regulators Forum)



Harmonising Terms

- Advantages of harmonised systems
- Supports interoperability – same data can be used by:
 - Manufacturers
 - Regulators
 - Specialist Safety and Risk Managers
 - Health institutions / Professional bodies



Trending Tools – Excel Charts

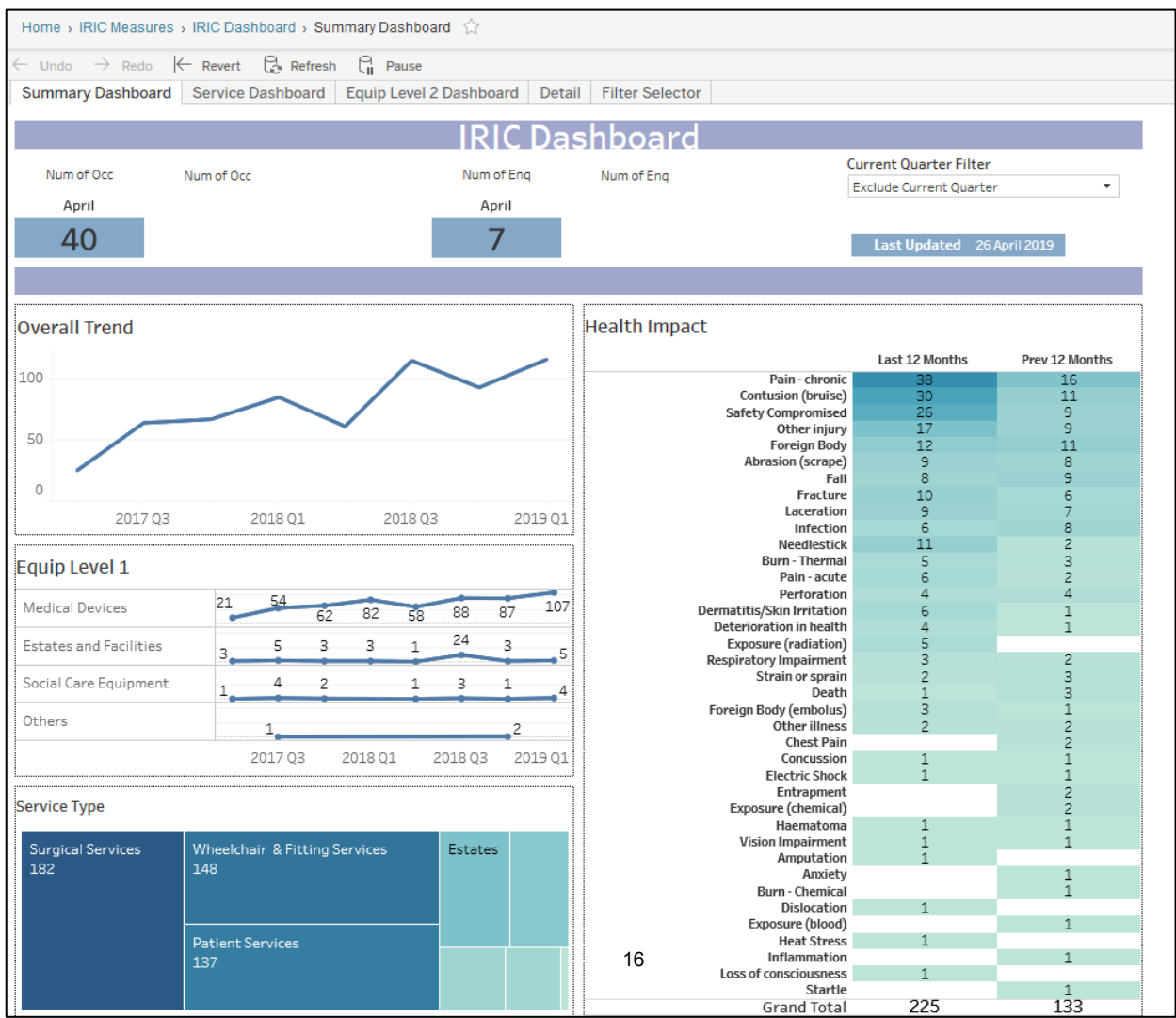
Equipment Categories	Adverse incidents and data samples over last 24 Months (1 month = 30 days) plotted backwards from:																				01/05/2019		>3	>6	TOTAL 708
	18 May 17	18 Jun 17	19 Jul 17	19 Aug 17	19 Sep 17	20 Oct 17	20 Nov 17	21 Dec 17	21 Jan 18	21 Feb 18	24 Mar 18	24 Apr 18	25 May 18	25 Jun 18	26 Jul 18	26 Aug 18	26 Sep 18	27 Oct 18	27 Nov 18	28 Dec 18	28 Jan 19	28 Feb 19	31 Mar 19	01 May 19	

Moving & Handling	18 May 17	18 Jun 17	19 Jul 17	19 Aug 17	19 Sep 17	20 Oct 17	20 Nov 17	21 Dec 17	21 Jan 18	21 Feb 18	24 Mar 18	24 Apr 18	25 May 18	25 Jun 18	26 Jul 18	26 Aug 18	26 Sep 18	27 Oct 18	27 Nov 18	28 Dec 18	28 Jan 19	28 Feb 19	31 Mar 19	01 May 19	TOTAL
Bathing cradle or carrier																									3
Bathlift	1					1		1																	3
Ceiling hoist		1		1											1										3
Hoist - Active (Standing and Raising)																1									1
Hoist - Passive, Bariatric (Mobile)																									1
Hoist - Passive, Standard (mobile)											1	1			1	3									6
Lifting cushion																									
Overhead tracking - freestanding																									
Sling (reusable)								1																	1
Sling (single patient use)																			1						1
Spreader Bar Attachment																									
Static / Integrated Hoist																									
Transfer aids flexible (slide sheets)																									
Transfer aids rigid (slide boards)																									
Transfer and turning aid											1		2	1				1							5
Weighing Scale																									

Wheelchair	18 May 17	18 Jun 17	19 Jul 17	19 Aug 17	19 Sep 17	20 Oct 17	20 Nov 17	21 Dec 17	21 Jan 18	21 Feb 18	24 Mar 18	24 Apr 18	25 May 18	25 Jun 18	26 Jul 18	26 Aug 18	26 Sep 18	27 Oct 18	27 Nov 18	28 Dec 18	28 Jan 19	28 Feb 19	31 Mar 19	01 May 19	TOTAL
Wheelchair - Manual			1	2	4		4	7	2	2	3	2	2	1		7	4	5	2	2	3	4	1	4	62
Wheelchair - Manual (accessory)														1					1	2				1	5
Wheelchair - Powered	2	2		1	2	4	2	8	5	3	2	1	6	2		6	3	2	3	3	2	5	3	3	70
Wheelchair - Powered (accessory)		1				1														1			1		4
Wheelchair custom seat																		1							1



Trending Tools – Tableau Dashboard





Getting IRIC Online

Getting IRIC Online

- Website presence 15+ years
 - Minimum interaction
 - Downloads and links
- Tableau dashboard
 - Access to live data
- Peer-to-peer alert sharing
 - Online forum proposed



Getting IRIC Online

- How many have visited the IRIC website?
- How many within the last six months?

Please send feedback and suggestions to nss.irc@nhs.net

IRIC Website: <http://www.hfs.scot.nhs.uk/services/incident-reporting-and-investigation-centre-irc/>





The End

IRIC Incident Reporting &
Investigation Centre

nss.irc@nhs.net

0131 275 7575